



AGM



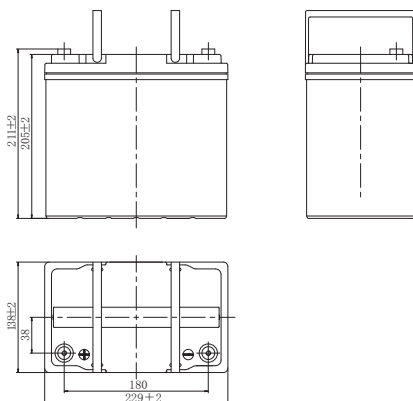
NON-SPILLABLE

FPC Series are deep cycle batteries specially designed for long duration cyclic applications, ie with use in charge and then intensive discharge. With advanced AGM valve regulated technology and oversized negative plates, the FPC Series ensure very good cyclic performance with greater depth of discharge for mobility-type applications such as medical, golf and also renewable energies storage.

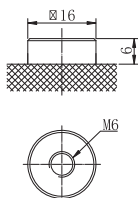
In harsh use conditions (high temperature, higher deep of discharge...), the Gel FPG range is recommended.

DIMENSIONS & WEIGHT

Length	229±2mm
Width	138±2mm
Total height	211±2mm
Gross weight	16.2kg



TERMINAL



SPECIFICATIONS

Nominal voltage	12V (6 cells)
Nominal capacity	55.0Ah (10hr)
Cycle life	
(50% capacity @20°C)	Up to 350 cycles at 100% DOD
(50% capacity @20°C)	Up to 800 cycles at 50% DOD
Internal resistance	Approx 9mΩ
Terminal	T6
Max. discharge current	1265A (5 sec)
Reference capacity	57.8Ah (20hr, 1.75V/cell, 25°C) 50.0Ah (5hr, 1.75V/cell, 25°C) 45.6Ah (3hr, 1.75V/cell, 25°C) 40.8Ah (2hr, 1.75V/cell, 25°C) 34.1Ah (1hr, 1.70V/cell, 25°C)
Charge voltage	2.23V ~ 2.27V at 25°C
Standby use voltage	Temperature compensation: -3mV/°C/Cell
Cycle use voltage	2.40V ~ 2.45V at 25°C
	Temperature compensation: -5mV/°C/Cell
Operating temp. range	Discharge: -20°C ~ 55°C Charge: 0°C ~ 40°C Storage: -20°C ~ 40°C
Nominal operating temp. range	25°C ± 3°C
Self discharge	Can be stored for up to 6 months at 25°C and then recharging is recommended. Monthly self-discharge ratio is less than 3% at 25°C
Capacity affected by temp.	40°C 103% 25°C 100% 0°C 86%
Container material	A.B.S. UL94-HB UL94-V0 optional

APPROVALS

ISO9001 - Quality management system
ISO14001 - Environmental management System
Approved for transport by Air (IATA)
Designed in accordance with IEC 60896-21/22

APPLICATIONS



Medical

Renewable energy

Mobility

Golf caddy

Marine & Leisure

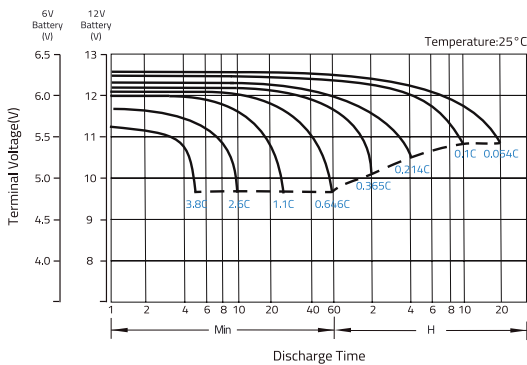
CONSTANT CURRENT DISCHARGE (A) @25°C

F.V/Time	1h	2h	3h	4h	5h	6h	8h	10h	20h
1.85V/cell	30.7	18.7	13.7	10.8	9.35	8.24	6.34	5.25	2.79
1.80V/cell	31.8	19.3	14.9	11.5	9.83	8.86	6.67	5.50	2.89
1.75V/cell	33.4	20.4	15.2	11.7	10.0	8.93	6.70	5.56	2.92
1.70V/cell	34.1	20.8	15.5	11.9	10.2	8.97	6.81	5.61	2.95

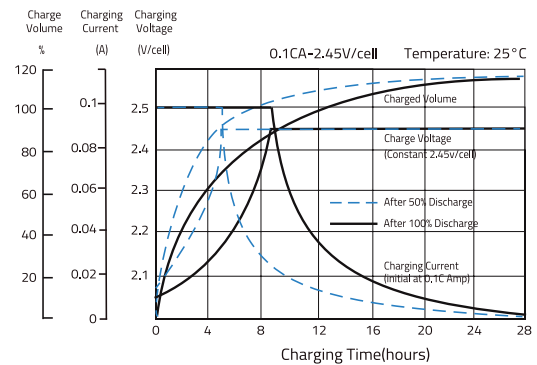
CONSTANT POWER DISCHARGE (W/CELL) @25°C

F.V/Time	1h	2h	3h	4h	5h	6h	8h	10h	20h
1.85V/cell	59.4	36.4	26.8	21.1	18.4	16.3	12.6	10.4	5.55
1.80V/cell	61.2	37.4	29.0	22.5	19.3	17.4	13.2	10.9	5.74
1.75V/cell	64.0	39.2	29.5	22.8	19.6	17.5	13.2	11.0	5.79
1.70V/cell	64.9	39.9	29.9	23.1	19.8	17.6	13.4	11.1	5.84

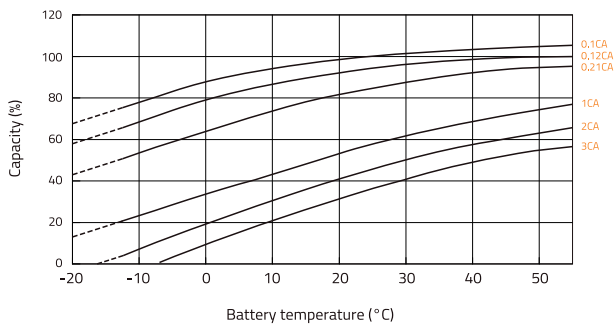
DISCHARGE CHARACTERISTICS



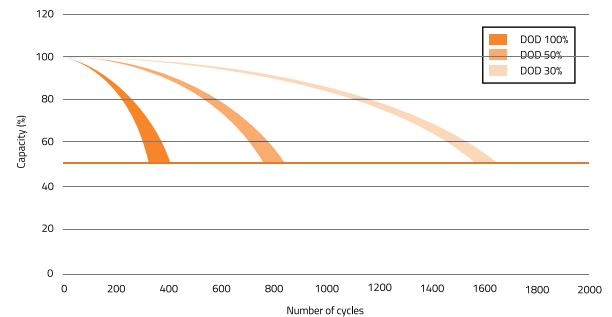
FLOAT CHARGING CHARACTERISTICS



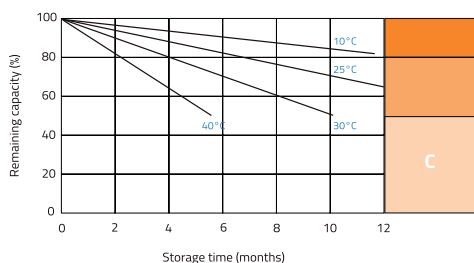
TEMPERATURE IN RELATION TO BATTERY CAPACITY



CYCLE LIFE IN RELATION TO DEPTH OF DISCHARGE



SELF DISCHARGE CHARACTERISTICS



A No supplementary charge required
(Carry out supplementary charge before use if 100% capacity is required.)

Supplementary charge required before use. Optional charging way as below:

- B**
- Charged for above 3 days at limited current 0.25CA and constant voltage 2.25V/cell.
 - Charged for above 20 hours at limited current 0.25CA and constant voltage 2.45V/cell.
 - Charged for 8-10 hours at limited current 0.05CA.

C Supplementary charge may often fail to recover the capacity. The battery should never be left standing till this is reached.